



# Welcome to Spain

# Contents

## **Pre-departure 1**

Documentation 1

Passport 1

Visas 2

Travel insurance 3

What to organise 4

Accommodation 4

Flights 5

Access to money 5

Support systems 6

What to bring 7

## **The first 24 hours 8**

Transport from the airport 8

By bus 8

By taxi 8

By train 9

Internet and communication 9

WiFi 9

SIM cards 9

Traveling around Barcelona 10

Metro 10

Bus 10

Taxi 10

Bicycle 11

Safety 11

## **Settling in 12**

Barcelona 101 12

Useful sites 12

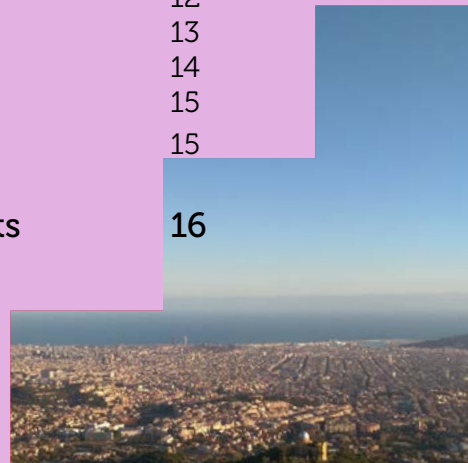
Places to see 13

RMIT Europe 14

Contacts 15

Address 15

## **Emergency contacts 16**





# Pre-departure Documentation

It's a good idea to ensure that you have made photocopies or scans of your important documents. Bring a copy of your documents with you and leave a copy at home with a family member or close friend.

These documents may include:

- Passport
- Visa (if applicable, see Visa section for further details)
- Travel insurance details
- Flight itinerary and flight confirmation
- Location of accommodation
- Front and back of credit/debit/EFTPOS card
- Identification cards (driver's license, proof of age card)
- Prescriptions

## Passport

Ensure that your passport has at least three blank pages and is valid for six months from the date that you will be exiting Spain.

# Visas

## *Exchange and internship students*

Students who will be in Spain for more than three months are required to apply for a visa at the Spanish embassy in your country of residence. Please speak to the RMIT staff member who is assisting in your global experience or your local Spanish embassy to confirm the specific type of visa required for your circumstances.

Some visas for Spain require proof that you are financially capable of supporting yourself in Spain. Please ensure that you have all financial requirements confirmed prior to applying for the visa.

Your flights will need to be booked prior to applying for a visa.

Ensure that you allow enough processing time for the visa, which may take up to four weeks to be approved.

## *Short-term and study tour students (less than three month stay in Spain)*

Australian citizens aren't required to apply for a visa for a stay shorter than three months.

Vietnam citizens will require a Schengen Visa - Short term Study. Please be aware of the 15 day processing time and ensure that you arrange this with plenty of time to your departure date.

SIM students please check with the Spanish embassy in Singapore.

Students who are not Australian, Vietnamese or Singaporean citizens will need to check the visa requirements for their country of nationality. This information can be found [online](#) or through your nation's Spanish embassy.

## Travel insurance

All RMIT University students traveling overseas on an approved global experience receive complimentary travel insurance.

If you're registered in the [online application portal Mobi](#), you'll already be covered. If you're not already registered with Mobi, you'll have to register to be covered.


Once the application to Mobi is complete you'll be covered by Mobi International Travel Insurance for up to 180 days. If your program is longer than this, for example a year-long exchange, you'll have to let RMIT Insurance know via email [insurance@rmit.edu.au](mailto:insurance@rmit.edu.au).

Read the [Global Mobility Student Travel Insurance Summary](#) for an overview of the insurance policy coverage.

### *Further travel*

If you intend to do further international travel before or after the RMIT approved study program please ensure that you arrange your own travel and health insurance.

For further information please read the [Travel Insurance page for students](#).



# What to organise

The following items are your responsibility to arrange prior to leaving your country of residence.

## Accommodation

If you're part of a study tour then your accommodation may be arranged by the facilitators of the study tour. Please contact your tour leader/facilitator for further details

There's a range of affordable accommodation options in Spain. Please note that if you are travelling as a couple accommodation may be harder to find.

### *Student accommodation*

Barcelona only

[Residencia Onix](#), [The Student Hotel Group](#), [Comforts of Barcelona](#), [The Lofttown](#), [Twenty Tu Hostel](#) and [Barcelona Centre Universitari](#)

Spain as a whole

[Erasmus Flat](#), [Uniplaces](#) or [Resa Group](#)

### *Apartment rentals*

Please be aware that these rental websites are not all verified and it's important that you visit the apartment before committing to anything online.

Barcelona only

[SH Barcelona](#)

Spain as a whole

[Idealista](#) and [Spotahome](#)

## Flights

You'll be responsible for purchasing your own flights.

Please ensure that you have at least six months validity on your passport from the date of your departure from Spain.

It's recommended that you print copies of your flight confirmation and also email them to yourself.

## Access to money

### *Cash withdrawals*

Credit, debit and EFTPOS cards work internationally at ATMs but may incur a withdrawal fee of between two and ten Euros, plus a currency conversion rate.

Please ensure that you have informed your bank that you'll be making international purchases and/or withdrawals so that your card is not cancelled while you're travelling for assumed fraudulent transactions.

### *Prepaid travel cards*

Prepaid travel cards allow you to load funds in any currency, locking in the exchange rate at that point in time.

There are a range of prepaid travel cards available including; [QantasCash](#) and [Travelex Cash Passport](#)

It's advisable to carry some cash with you on your arrival to Spain to pay for the cost of transportation from the airport to your accommodation.



Barcelona street-scape



### *Bank account*

Spanish bank accounts are available to both residents and non-residents of Spain.

To open a bank account as a non-resident, you'll need the following documents:

- your valid, unexpired passport or national identity card (if you're an EU citizen);
- a document to prove your address, less than three months old; and
- a document to prove your employment status.

For the documents to be accepted, you will have to get them officially translated into Spanish by a sworn official translator, called a traductor jurado. Depending on where you live, you may be able to find an official translation service and get your documents translated before you move.

For further details contact the bank you intend to open an account with in Spain or read through [this online guide](#).

## Support systems

While you're travelling - and in the organisational stages before leaving - you may have some questions. The contacts below are here to help you prepare to leave for Spain.

RMIT Melbourne Global Experience Office

[global.experience@rmit.edu.au](mailto:global.experience@rmit.edu.au)

+(61) 3 9925 3947

RMIT Vietnam Global Mobility

[mobility@rmit.edu.vn](mailto:mobility@rmit.edu.vn)

+(84-8) 3776 1300 Ext 1479

SIM Global Mobility

[students@sim.edu.sg](mailto:students@sim.edu.sg)

+(65) 6248 9393



La Sagrada Família



# What to bring

## Documentation

- ☐ Passport with six month validity from the date of departure from the country you will be visiting
- ☐ Visa if required (please see the Visa section for further information)
- ☐ Health and travel insurance details from Mobi
- ☐ Flight itinerary
- ☐ Details of accommodation and directions to get there from the airport
- ☐ Bank card or prepaid travel card
- ☐ Cash converted to Euros
- ☐ Second form of identification
- ☐ Copies of personal documentation

## Luggage/personal belongings

- ☐ Laptop, phone or tablet with charger
- ☐ Headphones
- ☐ Toiletries
- ☐ Weather appropriate clothing
- ☐ Backpack/day bag
- ☐ European/universal power adaptor
- ☐ Notepad and pen

## Health

- ☐ Sufficient quantities of any prescription medications you require (with copies of scripts)



# The first 24 hours

## Transport from the airport

Once you arrive in Barcelona there are multiple options to get from Barcelona airport to the city centre (Plaça de Catalunya).

### By bus

[Aerobus](#) is a bus service connecting the airport with the centre of Barcelona (Plaça Catalunya) and covers strategic stops in the city.

It takes around 35 minutes from the airport to the centre. Aerobus A1 goes to terminal T1, Aerobus A2 to terminal T2.

This is a private service and so you will need to purchase a ticket separate from the Barcelona metro. You can buy tickets on-board the bus for €5.90 one-way

### By taxi

Barcelona airport is just over 20 km from downtown so the ride should be about 50 minutes, depending on the traffic.

The approximate price is €35 to €40.

If you would like to pre-book a taxi, you can contact: Oscar Fuentes (+ 34 638 004 501 or [taxifuentes@gmail.com](mailto:taxifuentes@gmail.com)) He speaks English and offers a great service.

You can also try:

Taxi Class: +34 933 070 707

<https://www.taxirmbarcelona.com/>

<http://radiotaxi033.com/>

## By train

Follow signs for the R2 Nord RENFE train.

If your flight arrives at terminal T1, use the shuttle bus to transfer to T2. The station in terminal T2 is located opposite the inter-modal building in T2B and in the T2C.

The [RENFE train service](#) runs approximately every 30 minutes to and from Barcelona airport to the city centre. Travel time is approximately 25 minutes.

Traveling from the airport to the city centre you can get off at Barcelona Sants, Passeig de Gràcia or Clot which are serviced by the Barcelona metro underground system.

The RENFE train is considered part of the wider Barcelona metro system. You can purchase a single trip for €2.20 or a ten trip ticket for €10.20.

# Internet and communication

## WiFi

Free WiFi is available throughout Barcelona in the main areas in the city as “Barcelona WiFi” and at the RMIT Europe office.

WiFi dongles can be purchased at phone and internet access stores.

## SIM cards

To get a pre-paid Spanish phone number during your stay you'll need to bring your passport with you to one of the many phone stores. Pre-paid SIMs cost between €15 to €30 depending on how much data you want and are easy to set up.

Spanish phone numbers and SIM cards will operate throughout the European Union.

It's possible to purchase internet only SIM cards. You won't need your passport to do this.

# Traveling around Barcelona

## Metro

The underground metro system in Barcelona is clean, easy to use and accessible from all over the city. The services run frequently and are very punctual. The metro service operating hours are:

Sun - Thurs:	5am to midnight
Fri/Public holidays:	5am to 2am
Sat:	Continuous service

Ticket machines are located at all stations and accept coins, notes and credit cards. You can purchase a single trip €2.20 or a ten trip ticket for €10.20.

## Bus

The bus system in Barcelona is clean and efficient however services are not as frequent as the metro system. You can use the same ticket you purchase for the metro on the bus.

There is a free trip planning tool at [www.tmb.cat/en](http://www.tmb.cat/en) or download the free TMB app.

## Taxi

Taxis are readily available and well-priced in Barcelona.

Please note that Uber is not as well established in Barcelona as in other cities. There are alternative apps you can use such as Cabify, Hailo and MyTaxi.



## Bicycle

There are bike paths all over the city, making riding a good option when the weather is nice.

[Donkey Republic](#) is a pay-as-you-use option. You can download the app onto your phone for an easy 24/7 bike rental service.

[Viu Bicing](#) is based in Barcelona with a large number of stations available for you to use. To use this service you'll need to purchase a year membership and have an address to receive your membership card.

Across Barcelona, especially in the Gothic area and near Barceloneta there are a number of half-day bike rental companies. Some also offer a guided bicycle tours through the city.

## Safety

Barcelona is a city that relies heavily on tourism to support the economy. An unfortunate side effect of this is the presence of thieves and pick-pockets in the busier areas such as Las Ramblas.

Please be aware of where you place your belongings and ensure that you keep your bags zipped and across your chest when walking through the streets and using public transport.

We recommend keeping your key documents stored safely, locked in your accommodation.

You're covered, to an extent, for the loss of personal belongings through Mobi. Please read the [Global Mobility Student Travel Insurance Summary](#) for an overview of the insurance policy coverage.

All thefts must be reported to the police within 24 hours to be covered by your insurance policy.



# Settling in

## Barcelona 101

### Useful sites

#### *Wallapop*

The Spanish have their own form of Gumtree called [Wallapop](#). It is a great place to find second-hand bikes or a fan (summer gets very hot).

You can also download the app.

#### *Timeout Barcelona*

[Timeout](#) is a great resource to find out about the latest gigs, events, performances and community parties in Barcelona.

#### *Guia Barcelona*

It's Friday afternoon, you and your friends are trying to plan the evening - [Guia](#) has your back. Search by location or time to find out what is going on near you.

#### *Butxaca*

For those more culturally minded, [Butxaca](#) will provide you with the latest information on culture and the arts in Barcelona.

#### *Barcelona for beginners*

With so much going on, [Barcelona for beginners](#) provides a list of sites for you to find an experience which suits you.

## Places to see

There are a lot of beautiful sites to see in Barcelona, and walking around the city is easy and a great way to stay orientated.

### *La Barceloneta*

La Barceloneta is the main beach front of Barcelona. It's also one of major nightclub districts in Barcelona.

### *Gothic Quarter*

Think Roman and Medieval buildings and bars that remind you of Melbourne. The Gothic Quarter is a great place to explore day and night, with incredible history and shops around every bend.

### *La Sagrada Família*

La Sagrada Família is one of Barcelona's iconic masterpieces.

This basilica has been under construction since 1882 and is expected to be completed by 2026. The cost of the tickets to enter the building finances the final stages of construction. It's recommended you purchase tickets online.



Gothic Quarter



### *Castell de Montjuïc*

The site has been used as a fortress since the 1600s. Today the area provides you with a great view of Barcelona and its surrounds as well as beautiful architecture to explore.

### *Park Güell*

In the design of Park Güell, Gaudí unleashed all his architectural genius and put to practice much of his innovative structural solutions that would become the symbol of his organic style and that would culminate in the creation of La Sagrada Família.



Castell de Montjuïc



Park Güell

# RMIT Europe

RMIT's office in Barcelona specialises in global experiences including internships and student exchange. If you need any support during your stay in Spain or while travelling in Europe you can call Anna Munro for local support.

You're welcome to visit the office during office hours, Monday to Thursday, 9:00am to 6:00pm, Friday 9:00am to 4:30pm

## Contacts

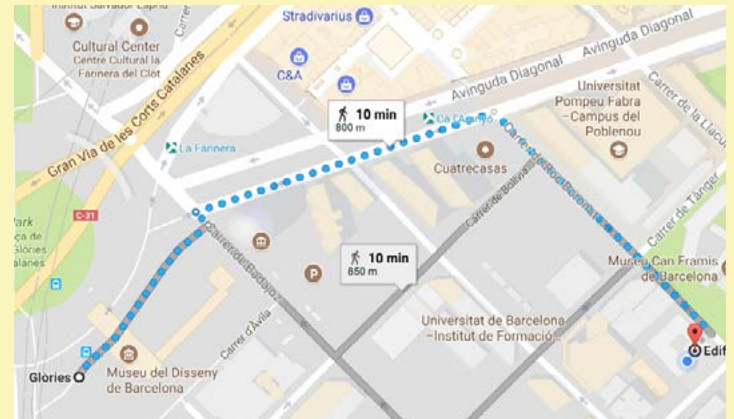
Dimity Hyde  
Global Experience Advisor  
RMIT Europe  
[dimity.hyde@rmit.edu.au](mailto:dimity.hyde@rmit.edu.au) or  
[global.europe@rmit.edu.au](mailto:global.europe@rmit.edu.au)  
Phone: (+34) 935477707  
Mobile: (+34) 722 878 830

## Address

Media-TIC Building, Level 5  
c/Roc Boronat, 117  
08018 Barcelona

*Access to RMIT Europe via Metro:*

Travel on the **red train line (L1)** to Glòries station and walk for 10 minutes



# Emergency contacts

## In-country contacts

Dimity Hyde, Global Experience Advisor, RMIT Europe  
(+34) 722 878 830

Vicki Ryan, Associate Director of Planning and  
Resources, RMIT Europe  
(+34) 661 693 383

Australian passport holders:  
For information about consular assistance, including  
lost passports please visit: <http://spain.embassy.gov.au/>.

If you need emergency consular assistance please  
call 913 536 600 (24hrs) within Spain or 1300 555  
135 (within Australia). You should also register on  
[smartraveller.gov.au](http://smartraveller.gov.au).

## *International SOS (Melbourne students only)*

International SOS is a provider of 24 hour medical and  
security advice and assistance for medical, security or  
other emergencies and will be available to you for the  
duration of your trip.

Travellers should simply call International SOS -  
reverse charge, from anywhere in the world, for  
emergency assistance: **(+61) 2 9372 2468**.

You can also check <https://www.internationalsos.com/locations#Spain> for details on the services in Spain.

Barcelona ISOS office  
Av Diagonal 453, bis B, 2<sup>a</sup> planta, Barcelona 08036  
(+34) 93 238 8510

Assistance Centre - Open 24 hours  
c/ Ribera del Loira 4-6, Madrid 28042  
(+34) 91 572 4363